

PRODUCT INFORMATION AND SPECIFICATION SHEET

CLASSIQUE KEYPADS – 144 MM



CLASSIQUE KEYPADS – 144 MM || PRODUCT INFORMATION

DESCRIPTION

Classique collection push buttons and toggles for use with lighting control / home automation systems. Compatible systems include Crestron, Control4, Lutron HomeWorks, Savant and Vantage.

Made in France.

PERSONALIZED PLATE DETAILS

FINISHES

Cover plates are made-to-order in any of the finishes included in the [Meljac Finish Catalog](#). Meljac offers over 30 finishes in materials including chrome, copper, gunmetal, nickel, brass and bronze.

Powdercoating is available in any specification from the [RAL Color Chart](#).

Custom-matched finish options are also available, dependent upon project size and finish details.

MECHANISM OPTIONS

Low-voltage momentary dry contact toggles and push buttons for use in class-2 wiring circuits only.

- BP - Momentary Push Button ("normally-open"). One contact closure.
- INV - Three-position toggle switch, returns to center position. Two contact closures ("UP" and "DOWN").
- INV M - Three position latching toggle switch. Switch can rest up at "UP" contact, center "OFF", or "DOWN" contact. Two maintained contact closures.

Mechanisms can be combined and configured according to project control needs.

Note: Additional low-voltage control options available. Contact MNA for more information.

MECHANISM FINISH

- Chrome - default for copper, chrome, nickel and gunmetal plates
- Brass - default for brass and bronze plates
- Black Chrome - premium option
- Matched to plate finish - premium option; see [Finish Catalog](#) for available finishes.

SCREW TYPE	EDGE TYPE	LED FEEDBACK	ENGRAVINGS
<ul style="list-style-type: none"> • Visible - Torx Head • Visible - Slot Head • Hidden 	<ul style="list-style-type: none"> • Beveled • Straight 	<ul style="list-style-type: none"> • 3 mm or 8 mm LED Indicators • Backlit Engravings • 12V or 24V remote power required. 	<p>Default: 3 mm / Arial Font / Mechanical Style</p> <p>9 characters per line + 2 lines per mechanism</p> <p>See MNA Engraving Options for more details.</p>

BACK BOX

Recommended: MELUS14482 metal new construction box

Alternate Option: MEL14280 plastic cut-in box

See [Plate Size and Back Box Guide](#) for options.

CERTIFICATION

Conforms to UL 916 and CSA-C22.2 No. 205-12 IP20



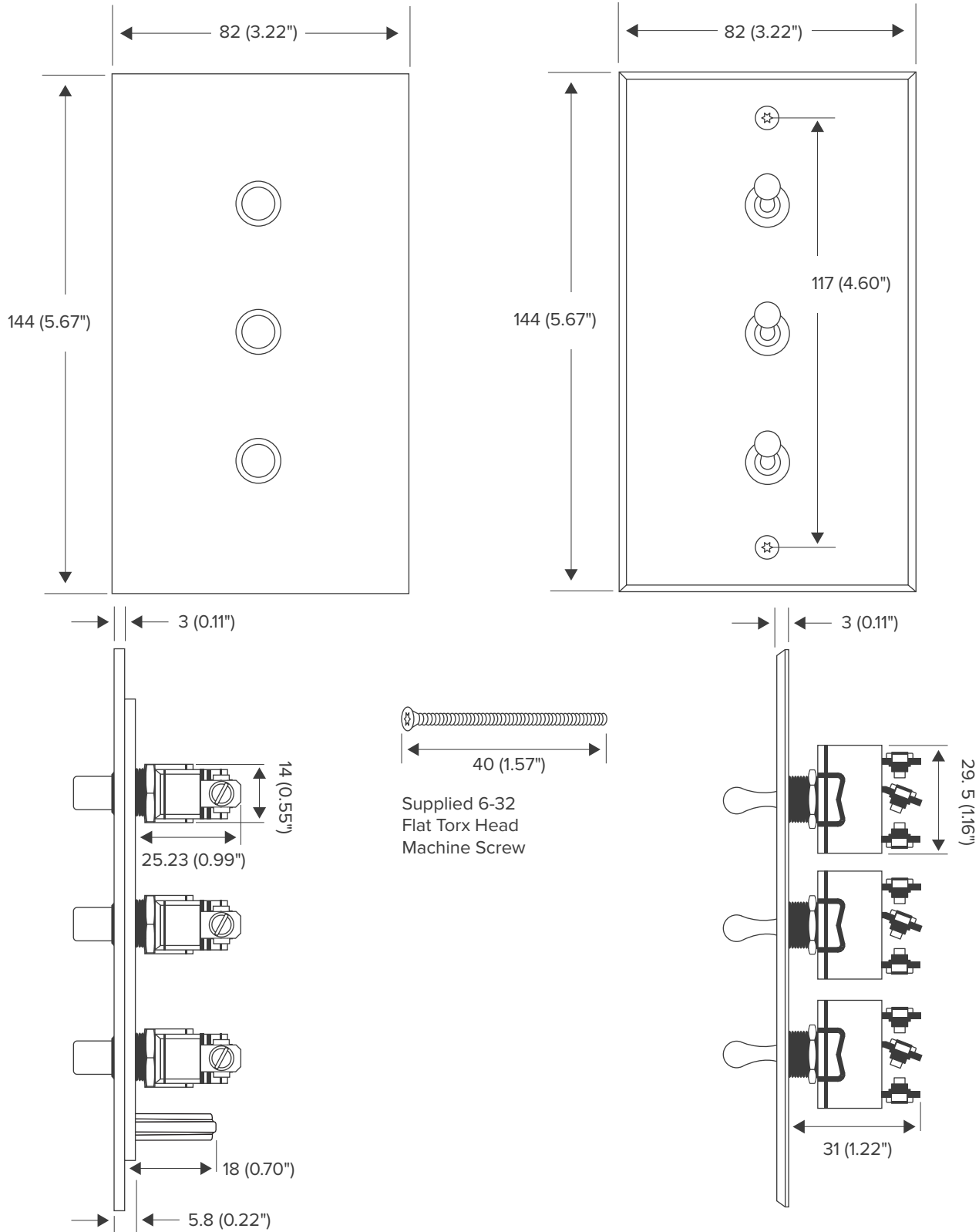
CARE / CLEANING INSTRUCTIONS

To protect the integrity of the finish, no chemicals or cleaning solutions should ever be used. Dry dust rags or microfiber cloths only.

CLASSIQUE KEYPADS – 144 MM || DIMENSIONAL DRAWINGS

DIMENSIONAL DRAWINGS

Measurements: mm (inches)

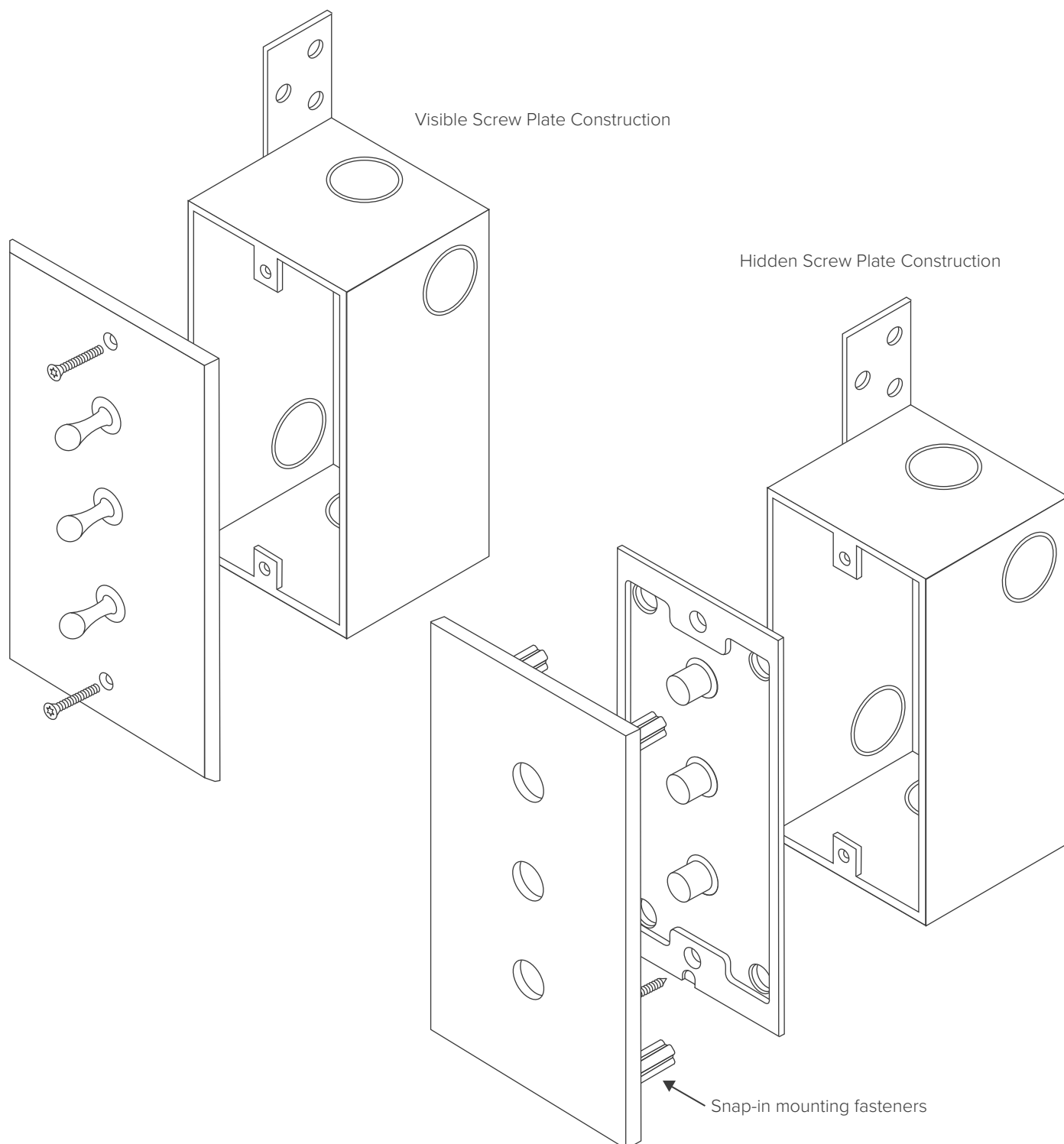


CLASSIQUE KEYPADS – 144 MM || MOUNTING DRAWINGS

BACK BOX

MELUS14482

See our [Plate Size & Back Box Reference Guide](#) for more information.



CLASSIQUE KEYPADS – 144 MM || SPECIFICATION SHEET

PROJECT NAME: _____

SPECIFIER: _____


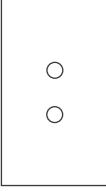


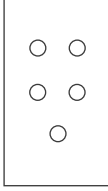
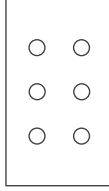
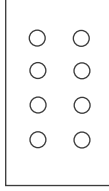
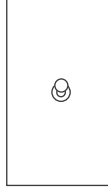

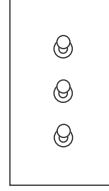

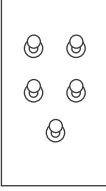

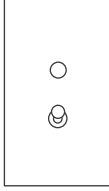
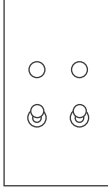
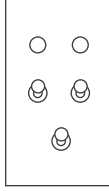
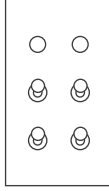
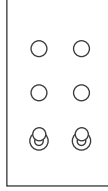
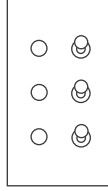
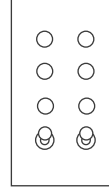
PLATE FINISH: _____

SCREW TYPE <small>Select one</small>	PLATE ORIENTATION <small>Select one</small>	EDGE TYPE <small>Select one</small>	BACK BOX <small>Select one</small>
<input type="checkbox"/> Visible - Torx Head	<input type="checkbox"/> Vertical	<input type="checkbox"/> Beveled	<input type="checkbox"/> MELUS14482 (metal / new construction)
<input type="checkbox"/> Visible - Slot Head	<input type="checkbox"/> Horizontal	<input type="checkbox"/> Straight	<input type="checkbox"/> MEL14280 (plastic cut-in box)
<input type="checkbox"/> Hidden			

MECHANISM (TOGGLE / PUSH BUTTON) FINISHES Select one

- ☐ Chrome - default finish for chrome, copper, gunmetal and nickel plates
- ☐ Brass - default finish for brass and bronze plates
- ☐ Black Chrome - premium option
- ☐ Matched to plate finish - premium option; see [Finish Catalog](#) for available finishes.

TOGGLE / PUSH BUTTON CONFIGURATIONS Select one

									
<input type="checkbox"/> 1 BP	<input type="checkbox"/> 2 BP	<input type="checkbox"/> 3 BP	<input type="checkbox"/> 4 BP	<input type="checkbox"/> 5 BP	<input type="checkbox"/> 6 BP	<input type="checkbox"/> 8 BP	<input type="checkbox"/> 1 INV	<input type="checkbox"/> 2 INV	<input type="checkbox"/> 3 INV
									
<input type="checkbox"/> 4 INV	<input type="checkbox"/> 5 INV	<input type="checkbox"/> 6 INV	<input type="checkbox"/> 1 BP + 1 INV	<input type="checkbox"/> 2 BP + 2 INV	<input type="checkbox"/> 2 BP + 3 INV	<input type="checkbox"/> 2 BP + 4 INV	<input type="checkbox"/> 4 BP + 2 INV	<input type="checkbox"/> 3 BP + 3 INV	<input type="checkbox"/> 6 BP + 2 INV

Notes:

- 1) Vertical configurations may also be specified with a horizontal plate orientation.
- 2) if an alternate configuration is desired, please contact Meljac North America for confirmation.